



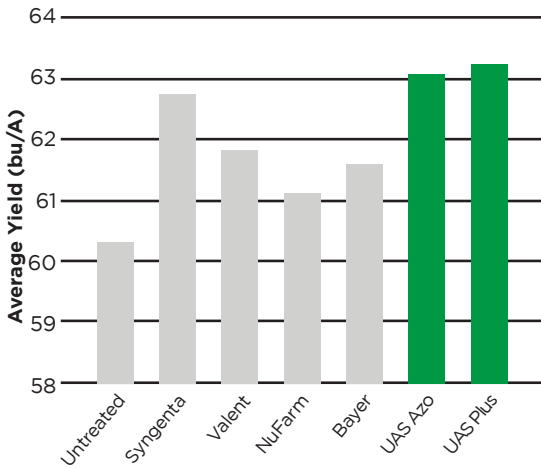
IPSA SOYBEAN TRIALS

N-COMPASS vs. Competitors

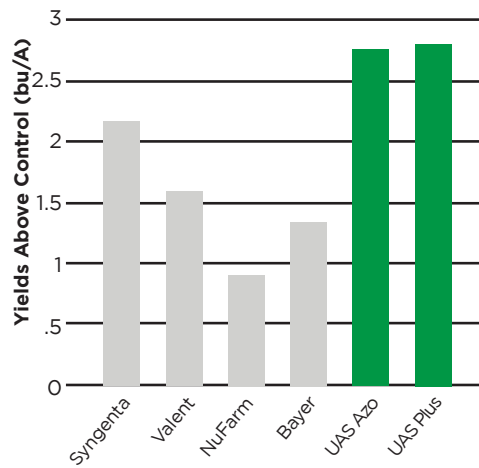
2015

COMPARING AVERAGE YIELDS

Comparing Fungicide/Insecticide packages. Based off 16 trials in 8 states: SD, NE, MN, KY, OH, IL, IN, IA

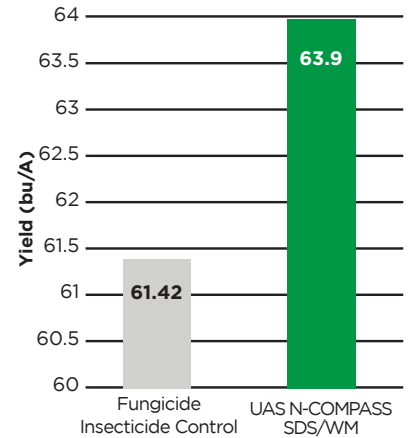


COMPARING YIELDS ABOVE CONTROL



COMPARING YIELDS IN SDS-PRESSED FIELDS

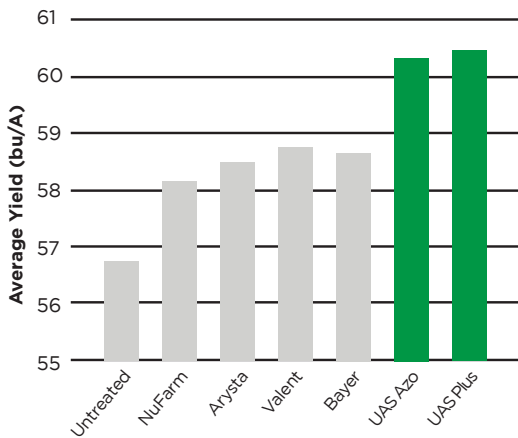
Based off trials in 22 locations.



2016

COMPARING AVERAGE YIELDS

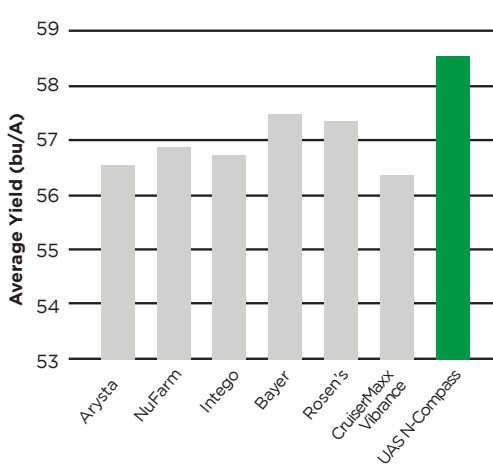
Comparing Fungicide/Insecticide packages. Based off 21 trials in 8 states: SD, NE, MN, KY, OH, IL, IN, IA



2018

COMPARING AVERAGE YIELDS

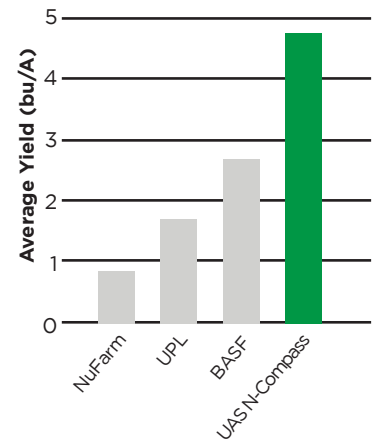
Comparing Fungicide/Insecticide packages. Based off 30 trials in 10 locations.



2019

COMPARING YIELDS ABOVE CONTROL

Comparing Fungicide/Insecticide packages. Based off 33 trials in 11 locations.



*2017

No 2017 IPSSA soybean trial information was received due to insufficient data and discrepancies in the trial process.



888.402.4787

UnifiedAgSolutions.com